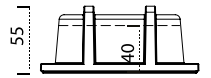
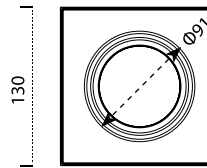
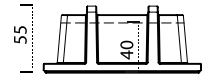
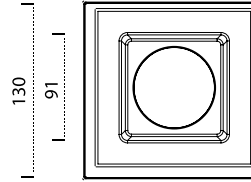
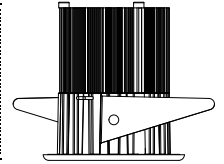


12,6W 100mm
or 8,7W 80mm



Leo Round



- Interior multi purpose recessed LED downlight.
- Luminaire housing with ceiling trim in diecast aluminium electrostatically polyester powder coated.
- Luminaire heat sink made of extruded aluminium.
- Clear glued protection glass and silicone ring.
- Frosted glass available on demand.
- Based on Bridgelux V10 COB LED.
- Highly efficient passive cooling system with large surface on top of luminaire for heat dissipation.
- Reflector made of aluminium coated PC with protective lacquer.
- CRI 90 available upon request.
- Luminaire life time > 50,000 hours at 70% luminous flux.
- LED driver to be ordered separately.
- EMERGENCY VERSION UPON REQUEST.

CODE	9001	9002	9003	9031	9034	9036
Max Input (mA)	250 DC	250 DC	250 DC	350 DC	350 DC	350 DC
Source Power (W)	8,7	8,7	8,7	12,6	12,6	12,6
Lumen Source (lm)	1323/1363	1323/1363	1323/1363	1811/1865	1811/1865	1811/1865
Lumen Luminaire (lm)	1058/1091	1058/1091	1058/1091	1449/1492	1449/1492	1449/1492
CCT (K)	3000/4000	3000/4000	3000/4000	3000/4000	3000/4000	3000/4000
Beams	13°	28°	48°	13°	28°	48°
CRI	≥ 80	≥ 80	≥ 80	≥ 80	≥ 80	≥ 80
Cut Out Ø (mm)	60	60	60	60	60	60
Weight (Kg)	0,3	0,3	0,3	0,32	0,32	0,32

CODE	2551 ROUND	2552 SQUARE
ACCESSORIES		
Cut Out Ø (mm)	130 x 130	170 x 170
Weight (Kg)	0,15	0,15
Type	Gypsum	Gypsum