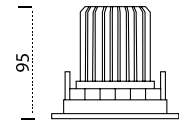
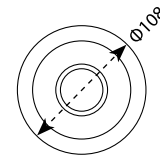
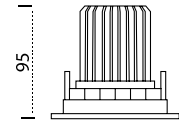
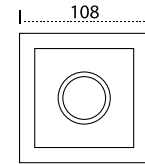




2905SQ



2905R



Pin Hole Round / Square

01 03 26

- Indoor adjustable recessed LED downlight.
- Body made of diecast aluminium electrostatically polyester powder coated.
- "Dark light" effect.
- Clear protection polycarbonate diffuser.
- Based on Bridgelux V10 COB LED.
- Highly efficient passive cooling system with large surface on top of luminaire for heat dissipation.
- Reflector made of aluminium coated PC with protective lacquer.
- CRI 90 available upon request.
- Luminaire life time > 50,000 hours at 70% luminous flux.
- LED driver to be ordered separately.
- EMERGENCY VERSION UPON REQUEST.

CODE	2905R	2905SQ
Max Input (mA)	250 DC	250 DC
Source Power (W)	8,7	8,7
Lumen Source (lm)	1323/1363	1323/1363
Lumen Luminaire (lm)	1058/1091	1058/1091
CCT (K)	3000/4000	3000/4000
Beams	40°	40°
CRI	≥ 80	≥ 80
Cut Out Ø (mm)	85	85 x 85
Weight (Kg)	0,33	0,35